

# Find your Ambetter provider today!

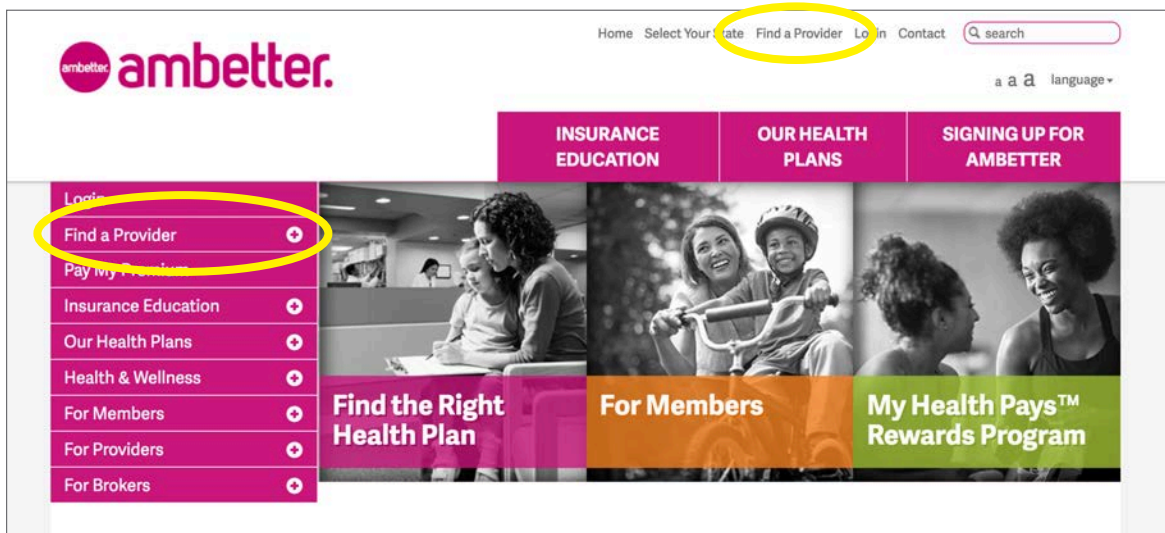
USE THIS GUIDE TO HELP YOU SEARCH AND LOCATE  
AMBETTER PROVIDERS IN YOUR AREA.



Follow the steps below to use the Find a Provider online search tool.

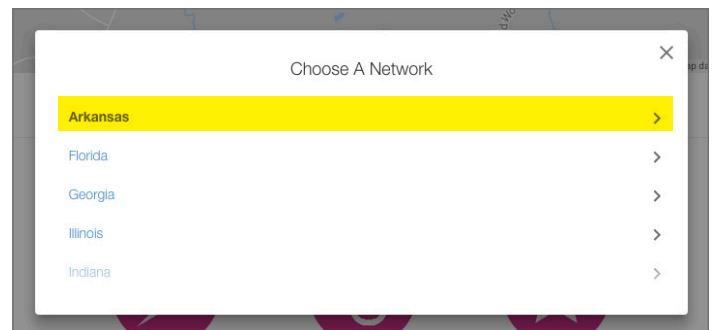
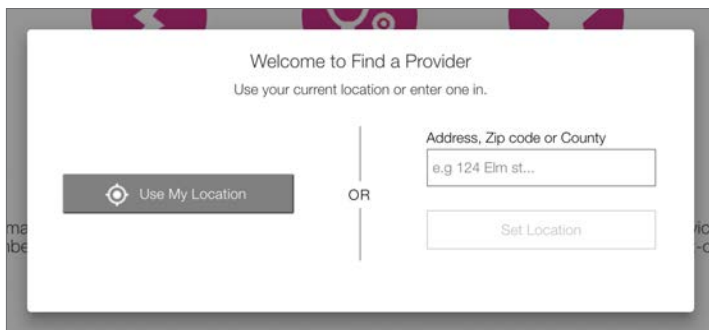
## 1 STEP 1: Visit Your Ambetter from Arkansas Health & Wellness Home Page

Click on **Find a Provider** from your Ambetter from Arkansas Health & Wellness home page.



## 2 STEP 2: Enter Your Location

Click on **Use My Location** or type in your Address, Zip Code or County to find a provider near you. If prompted upon entering your location, please select your Network.



### 3 STEP 3: Search for a Provider

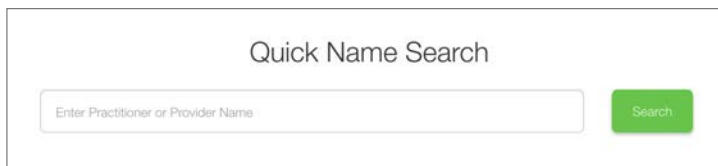
There are two ways to search for a provider: **Quick Name Search** and **Detailed Search**.

Before choosing your search option, make sure your correct state network is listed.

You can also save a list of your favorite providers by adding their contact information to **My Favorites**. This gives you quick access to your list of providers whenever you need it.

#### Quick Name Search

If you know the name of the provider (doctor, hospital or other medical service) you can use the **Quick Name Search** by typing directly into the search field.



The screenshot shows a search interface titled "Quick Name Search". It features a text input field with the placeholder text "Enter Practitioner or Provider Name" and a green "Search" button to its right.

#### Detailed Search

If you want to search using more options, click on **Detailed Search** and select a **Type of Provider** from the drop-down menu. Next, you can choose a **Specialty**. If you are looking for a lab, medical equipment, home health or another health service, choose the **Ancillary** option from the drop-down menu. Then, select a **Specialty** from the list.

You can also narrow your search by clicking on **Additional Search Options** and choosing details such as the doctor's gender, languages spoken, hours of operation, hospitals and medical groups the provider is affiliated with, if the provider is accepting new patients and other specifications.

Network: **Arkansas**

Find a HealthCare Provider



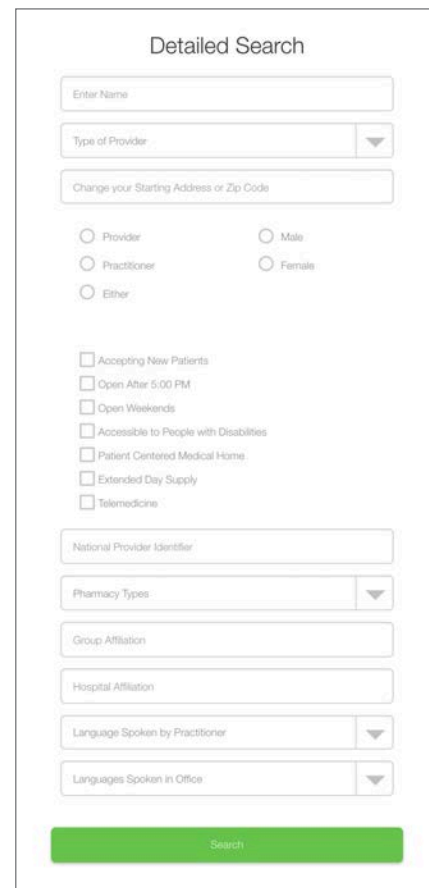
Quick Name Search



Detailed Search



My Favorites



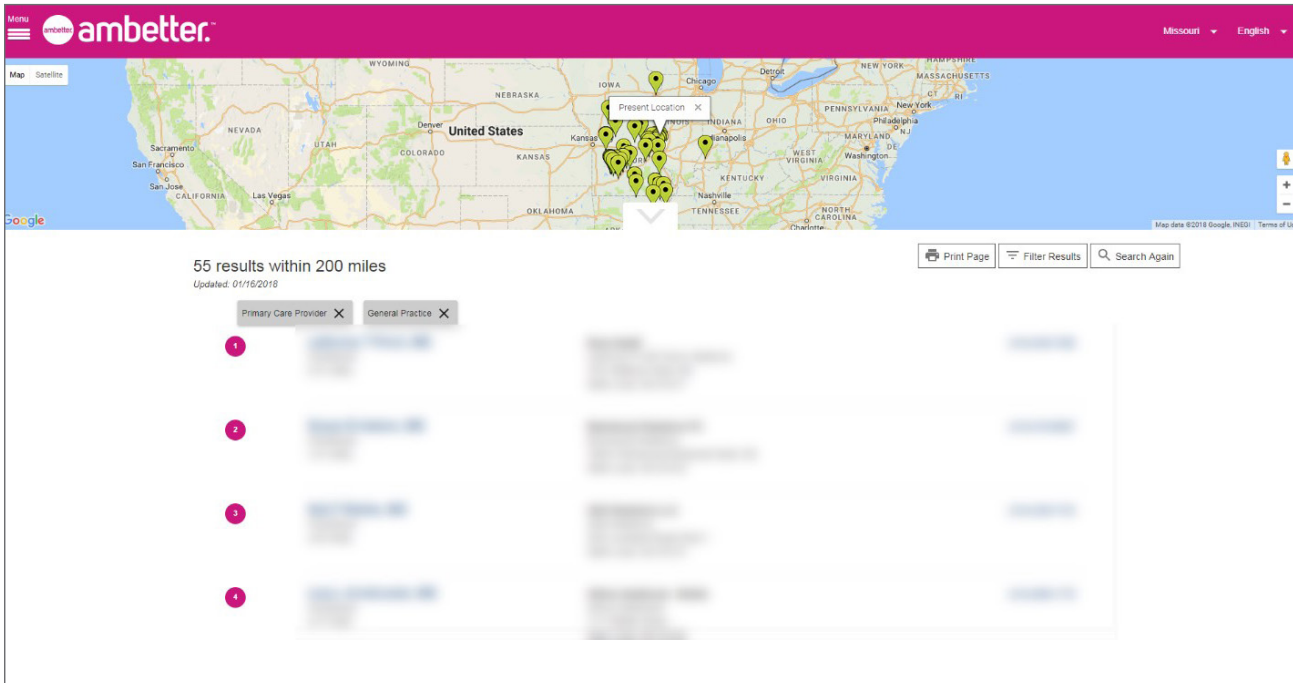
The screenshot shows a search interface titled "Detailed Search". It includes several input fields and options: "Enter Name" (text field), "Type of Provider" (dropdown menu), "Change your Starting Address or Zip Code" (text field), radio buttons for "Provider", "Practitioner", "Either", "Male", and "Female", checkboxes for "Accepting New Patients", "Open After 5:00 PM", "Open Weekends", "Accessible to People with Disabilities", "Patient Centered Medical Home", "Extended Day Supply", and "Telemedicine", "National Provider Identifier" (text field), "Pharmacy Types" (dropdown menu), "Group Affiliation" (text field), "Hospital Affiliation" (text field), "Language Spoken by Practitioner" (dropdown menu), and "Languages Spoken in Office" (dropdown menu). A green "Search" button is at the bottom.

## 4 STEP 4: Select Your Provider

After you click on Search, a new page will open showing all the providers that fit your selections.

On this page, you can:

- Click on a blue, bolded name to learn more about any of the listings
- Filter your results or
- Print the page



**Example of Provider Details page:** Use this to find public transportation options, driving directions and additional information about a specific provider.

